



1. Obowiązujące nazwy zwyczajowe

Rodniki alkilowe
1. ~ allil
2. ~ etylen
3. ~ izoamyl
4. ~ izobutyl
5. ~ izopropyl
6. ~ metin
7. ~ neopentyl
8. ~ secbutyl
9. ~ tertbutyl
10. ~ winyl

Węglowodory aromatyczne
1. ~ benzyl
2. ~ benzyliden
3. ~ benzylidyn
4. ~ fenyl
5. ~ o-tolil (m-, p-)
6. antracen
7. azulen
8. bifenyl
9. p-cymen (o-, m-)
10. dekalina
11. fenantren
12. fluoren
13. fulleren
14. inden
15. o-ksylen (m-, p-)
16. kumen
17. mezytylen
18. naftacen
19. naftalen
20. styren
21. tetralina
22. toluen

Alkohole
1. amyłowy
2. benzyłowy
3. glicerol, gliceryna
4. glikol etylenowy
5. glikol propylenowy
6. inozytol
7. izoamyłowy
8. mentol
9. wodzian chloralu

Fenole
1. floroglucyna
2. hydrochinon
3. hydroksyhydrochinon
4. o-krezol (-m, -p)
5. kwas galusowy
6. kwas pikrynowy
7. kwas salicyłowy
8. α -naftol (- β)
9. pirogallol
10. pirokatechina pirokatechol
11. rezorcyna
12. tymol
13. wanilina

Etery
1. dioksan
2. THF

Związki karbonyłowe
1. acetaldehyd
2. acetofenon
3. aceton
4. akroleina
5. ald. anyżowy
6. ald. cynamonowy
7. ald. krotonowy
8. ald. salicyłowy
9. ald. mrówkowy formaldehyd
10. p-benzochinon
11. benzofenon
12. chalkon
13. chloral
14. furfural, ald. 2-furyłowy
15. glioksal
16. 1,4-naftochinon
17. wanilina

Aminy
1. acetylocholina
2. adrenalina
3. cholina
4. dopamina
5. etylenodiamina
6. kadaweryna
7. kolamina
8. noradrenalina
9. putrescyna
10. o-toluidyna (-m, -p)

Kwasy (*nazwy grup acylowych)
1. α -ketoglutaryny
2. acetyloctowy
3. acetylosalicyłowy (aspiryna)
4. akryłowy
5. bursztynowy (*sukcynyl)
6. cynamonowy
7. cytrynowy
8. fosfoenolpirogony
9. ftalowy
10. fumarowy
11. galusowy
12. glicerynowy
13. glikolowy
14. glutaryny
15. izoftalowy
16. izomasłowy
17. jabłkowy
18. maleinowy
19. malonowy (*malonył)
20. masłowy (*butyrył)
21. mezowinowy
22. mlekowy
23. oleinowy
24. palmitynowy
25. pantotenowy
26. pirogony
27. propionowy
28. salicyłowy
29. stearynowy
30. szczawioctowy
31. szczawioowy (*oksalil)
32. tereftalowy
33. walerianowy
34. winowy



Związki organiczne siarki
1. chlorek tionylu
2. chlorek tosylu
3. cysteina
4. cystyna
5. DMSO
6. tosylan

Heterocykle
1. akrydyna
2. benzimidazol
3. chinazolina
4. chinoksalina
5. chinolina
6. chinuklidyna
7. chromon
8. cynnolina
9. fenazyna
10. fenoksazyna
11. fenotiazyna
12. flawon
13. ftalazyna
14. furan
15. histamina
16. hydantoina
17. imidazol
18. indol
19. izoalloksazyna
20. izochinolina
21. izooksazol
22. karbapenam
23. β -karbolina
24. karbazol
25. koryna
26. ksanton
27. ksantyna
28. kumaryna
29. kw. barbiturowy
30. kw. cyjanurowy
31. kw. higrynowy
32. kw. izonikotynowy
33. kw. moczowy
34. kwas nikotynowy
35. morfolina
36. 1,8-naftyrydyna
37. nikotyna
38. β -pikolina
39. piperydyna
40. α -piran

41. pirazol
42. pirazyna
43. pirol
44. pirolidyna
45. α -piron
46. pirydazyna
47. pirydoksyna
48. pirydyna
49. pirymidyna
50. porfina
51. pterydyna
52. puryna
53. serotonina
54. skatol
55. tiofen
56. tropan
57. tropina
58. tryptamina
59. urotropina

Pochodna kwasu węglowego
1. biuret
2. fosgen
3. guanidyna
4. hydantoina
5. kw. barbiturowy
6. kw. cyjanurowy
7. kw. karbaminowy
8. semikarbazyd
9. tiosemikarbazyd

Aminokwasy
1. alanina
2. arginina
3. asparagina
4. cysteina
5. cystyna
6. fenyloalanina
7. glicyna
8. glutamina
9. histydyna
10. izoleucyna
11. kwas asparaginowy
12. kwas glutaminowy
13. leucyna
14. lizyna
15. metionina

16. prolina
17. seryna
18. treonina
19. tryptofan
20. tyrozyna
21. walina

Cukry
1. fruktoza
2. galaktoza
3. glukoza
4. kw. askorbinowy
5. kw. glukarowy
6. kw. glukonowy
7. kw. glukuronowy
8. mannoza
9. ryboza
10. sacharoza
11. sorbitol

Zasady purynowe
1. adenina
2. guanina

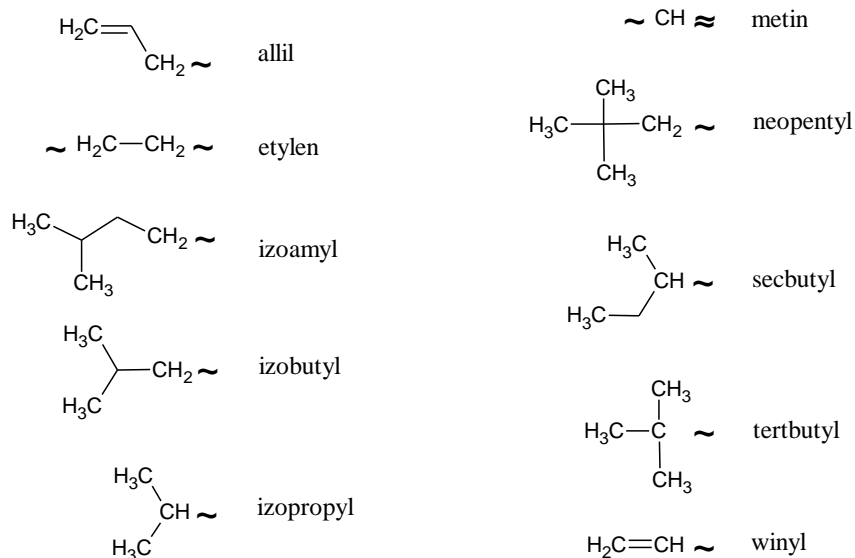
Zasady pirymidynowe
1. cytozyna
2. tymina
3. uracyl

Steroidy
1. androstan
2. estran
3. gonan
4. pregnan

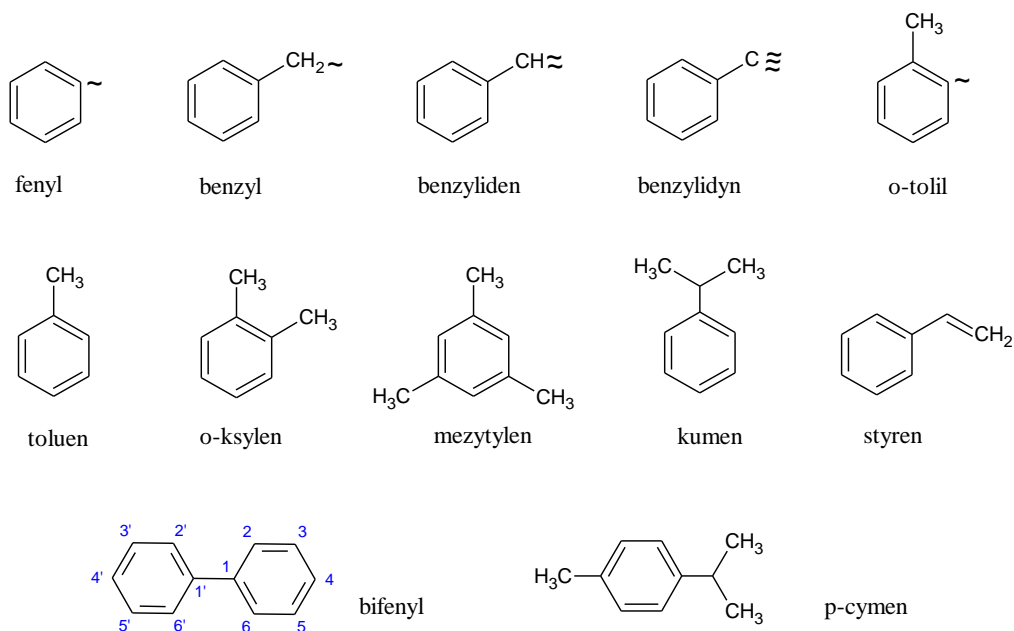
Terpeny
1. bornan
2. izopren
3. mentan
4. mentol

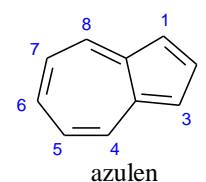
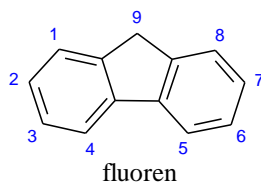
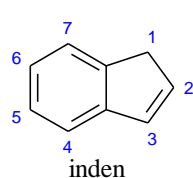
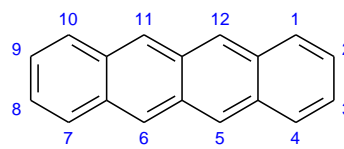
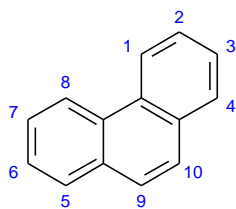
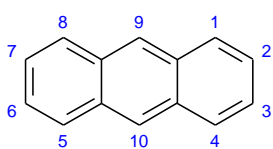
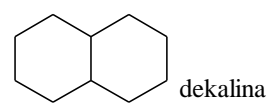
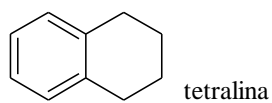
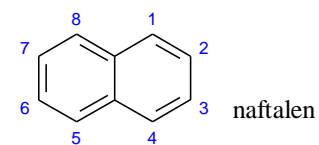


Rodniki alkilowe (~ oznacza wolną wartościowość)

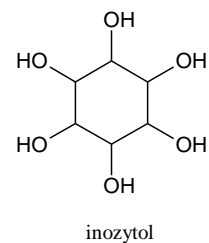
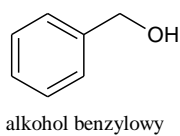
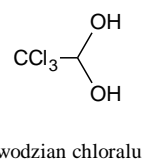
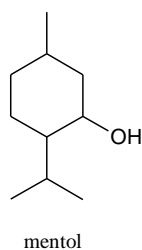
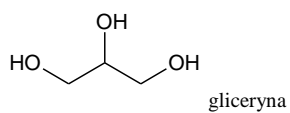
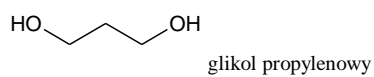
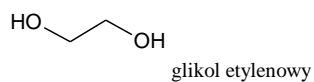
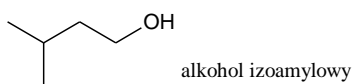
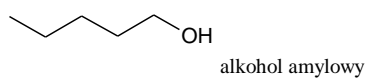


Węglowodory aromatyczne (~ oznacza wolną wartościowość)

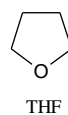
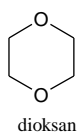




Alkohole

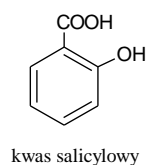
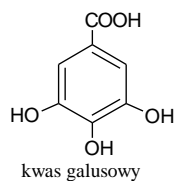
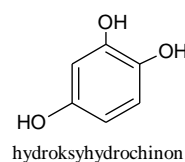
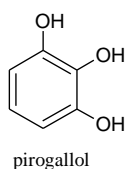
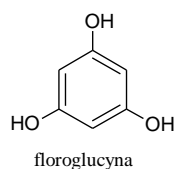
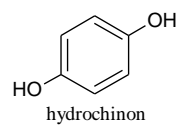
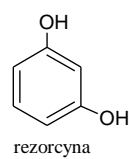
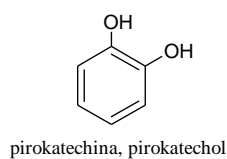
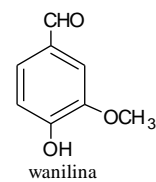
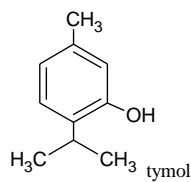
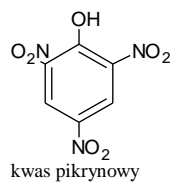
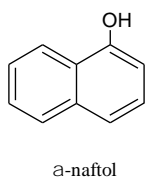
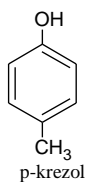


Etery

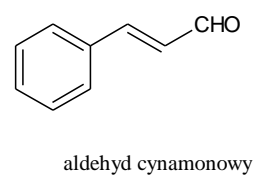
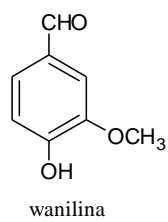
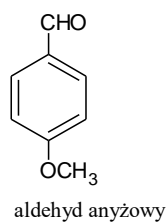
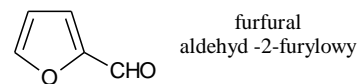
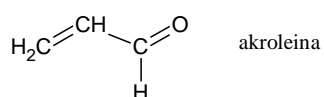
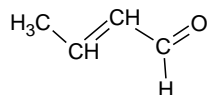
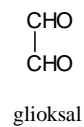
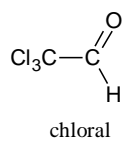
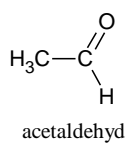
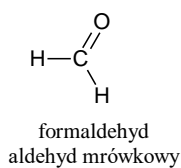


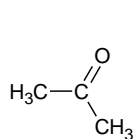


Fenole

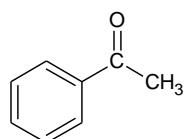


Związki karbonylowe

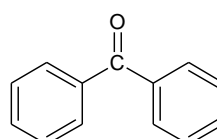




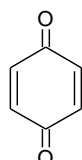
aceton



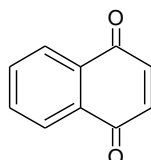
acetofenon



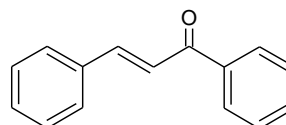
benzofenon



p-benzochinon

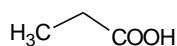


1,4-naftochinon

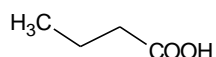


chalkon

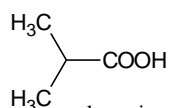
Kwasy



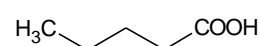
kwas propionowy



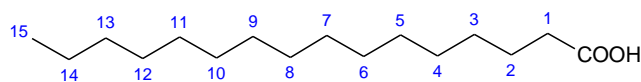
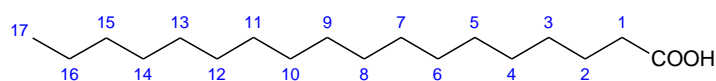
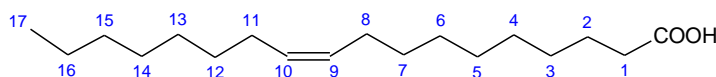
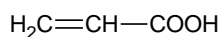
kwas masłowy



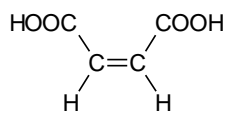
kwas izomasłowy



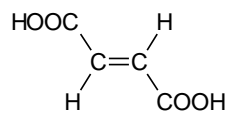
kwas walerianowy

 $\text{C}_{15}\text{H}_{31}-\text{COOH}$ kwas
palmitynowy $\text{C}_{17}\text{H}_{35}-\text{COOH}$ kwas
stearynowy $\text{C}_{17}\text{H}_{33}-\text{COOH}$ kwas
oleinowy

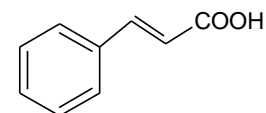
kwas akrylowy



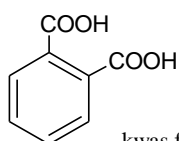
kwas maleinowy



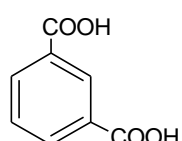
kwas fumarowy



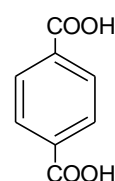
kwas cynamonowy



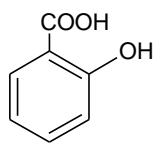
kwas ftalowy



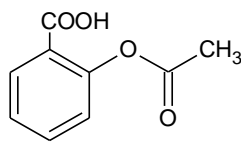
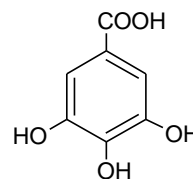
kwas izoftalowy



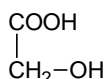
kwas tereftalowy



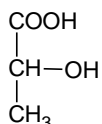
kwas salicylowy

kwas
acetylosalicylowy

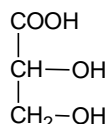
kwas galusowy



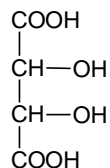
kwas glikolowy



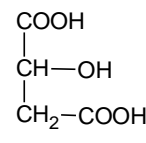
kwas mlekowy



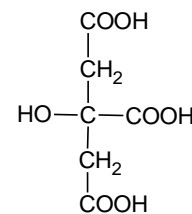
kwas glicerynowy



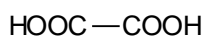
kwas winowy



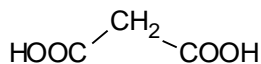
kwas jabłkowy



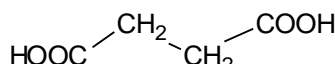
kwas cytrynowy



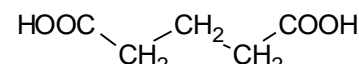
kwas szczawiowy



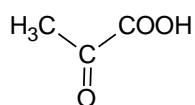
kwas malonowy



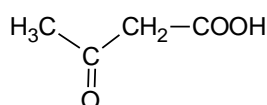
kwas bursztynowy



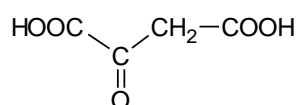
kwas glutarowy



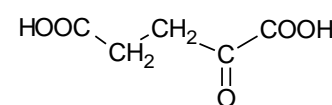
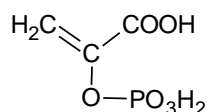
kwas pirogony



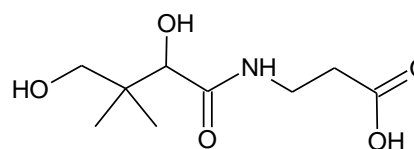
kwas acetylooctowy



kwas szczawiooctowy

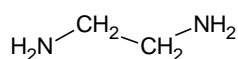
kwas α -ketoglutary

kwas fosfoenolpirogony

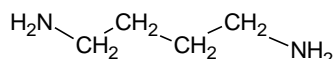


kwas pantotenowy

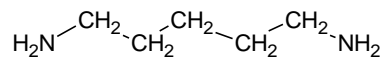
Aminy



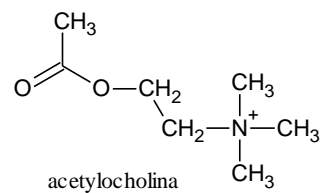
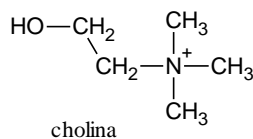
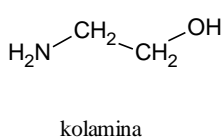
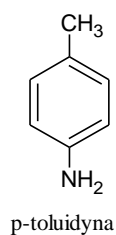
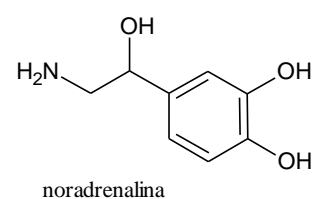
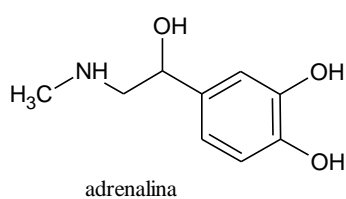
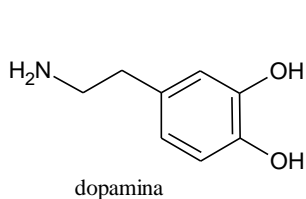
etylenodiamina



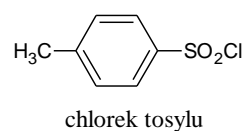
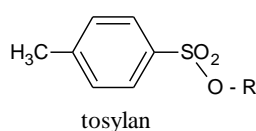
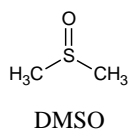
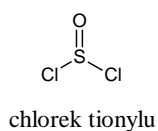
putrescyna



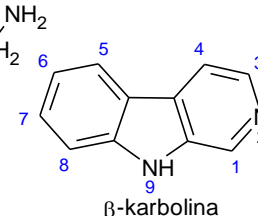
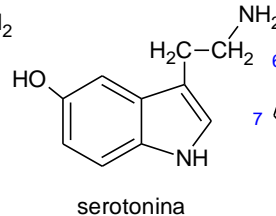
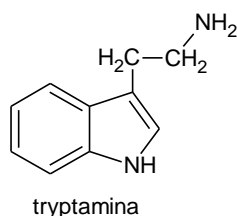
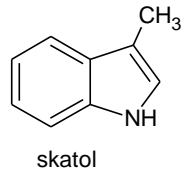
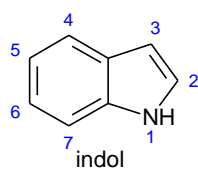
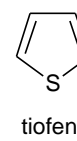
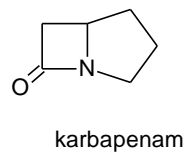
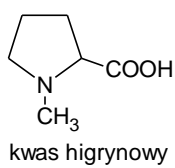
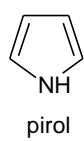
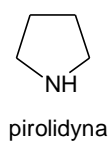
kadaweryna

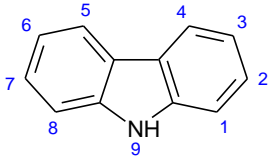


Organiczne związki siarki

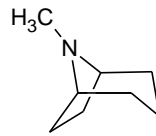


Związki heterocykliczne

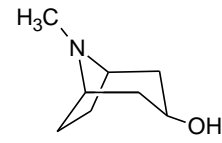




karbazol



tropan



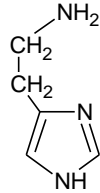
tropina



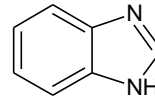
pirazol



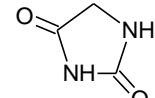
imidazol



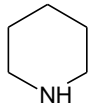
histamina



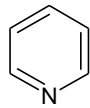
benzimidazol



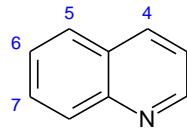
hydantoina



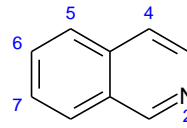
piperydyna



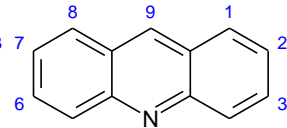
pirydyna



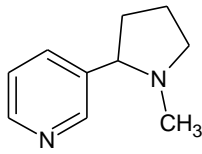
chinolina



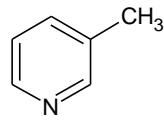
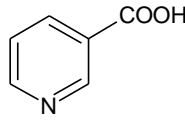
izochinolina



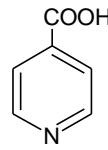
akrydyna



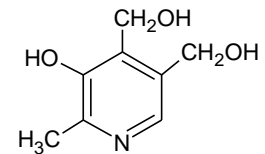
nikotyna

 β -pikolina

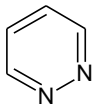
kwas nikotynowy



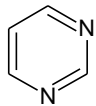
kwas izonikotynowy



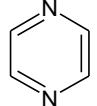
pirydoksyna (pirydoksol)



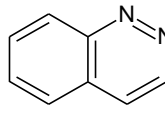
pirydazyna



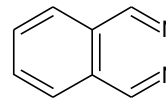
pirymidyna



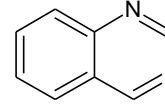
pirazyna



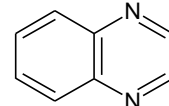
cynnolina



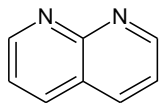
ftalazyna



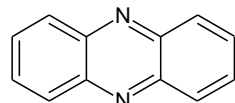
chinazolina



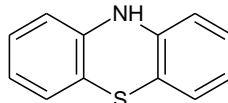
chinoksalina



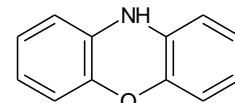
1,8-naftyrydyna



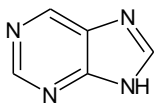
fenazyna



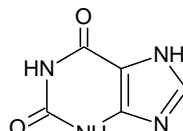
fenotiazyna



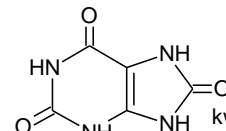
fenoksazyna



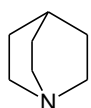
9H-puryna



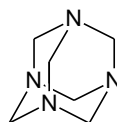
ksantyna



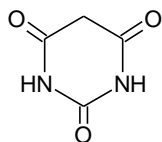
kwas moczowy



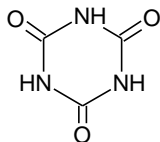
chinuklidyna



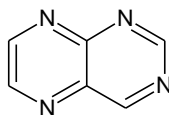
urotropina



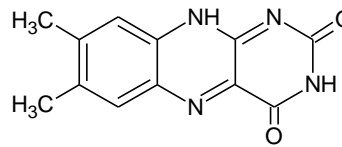
kwas barbiturowy



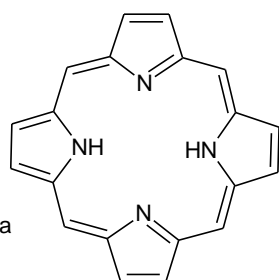
kwas cyjanurowy



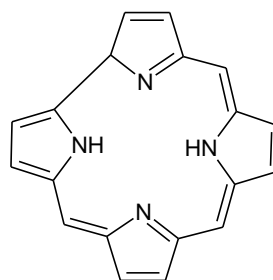
pterydyna



izoalloksazyna



porfina



koryna



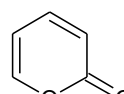
furan



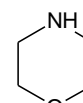
izoksazol



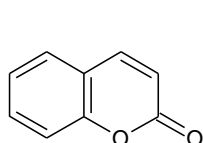
α-piron



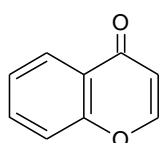
α-piron



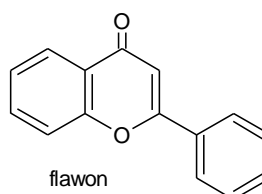
morfolina



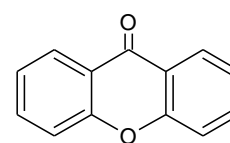
kumaryna



chromon

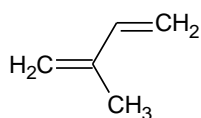


flawon

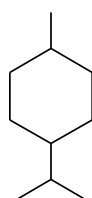


ksanton

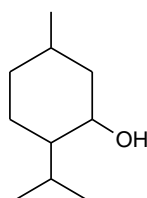
Terpeny



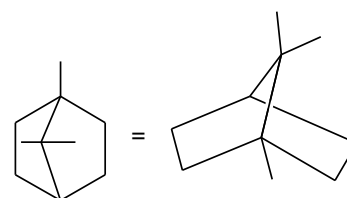
izopren



mentan



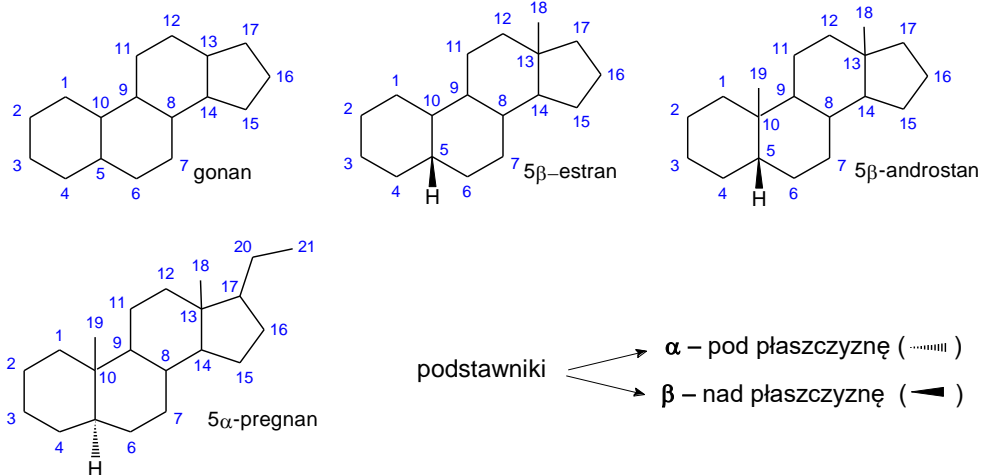
mentol



bornan



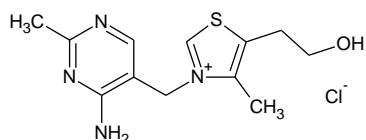
Steroidy



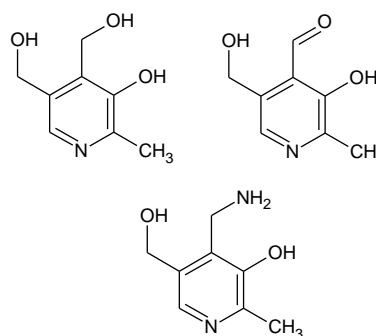
2. Związki, które należy umieć nazwać (zwyczajowo) mając narysowane ich wzory.

A. Witaminy

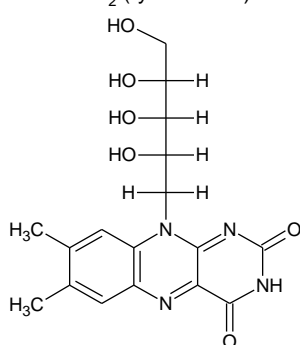
Witamina B₁ (tiamina)



Witamina B₆
(pirydoksyna (pirydoksol),
pirydoksal, pirydoksamina)

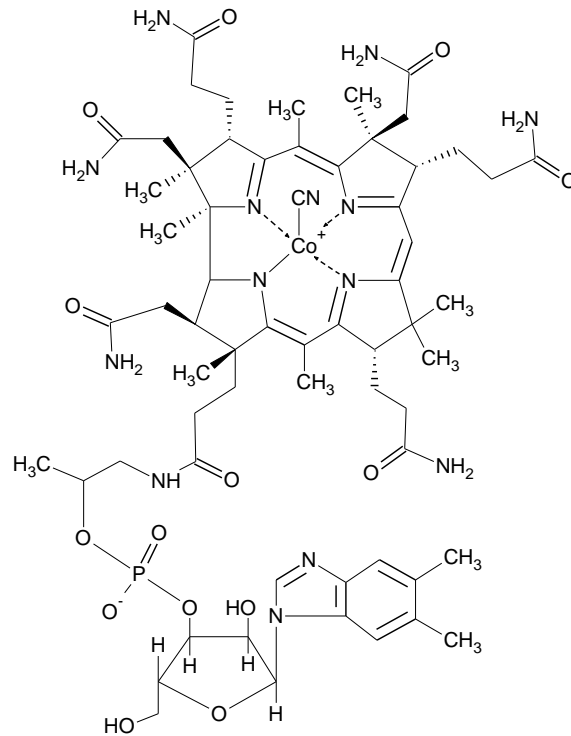


Witamina B₂ (ryboflawina)

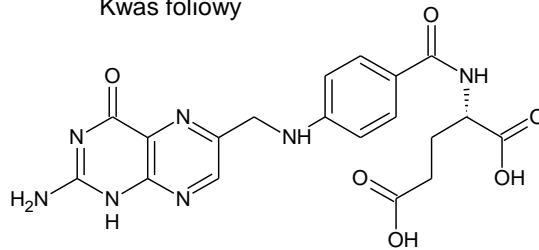




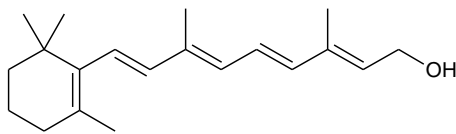
Witamina B₁₂ (cjanokobalamina)



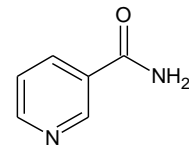
Kwas foliowy



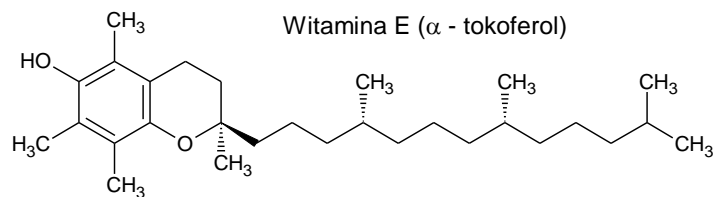
Witamina A

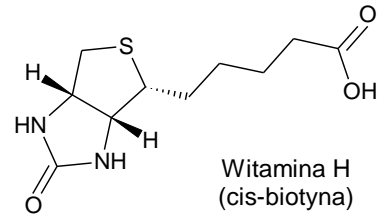
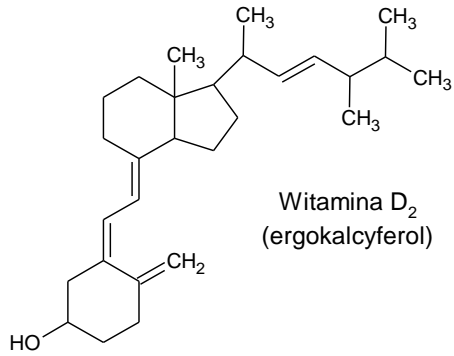
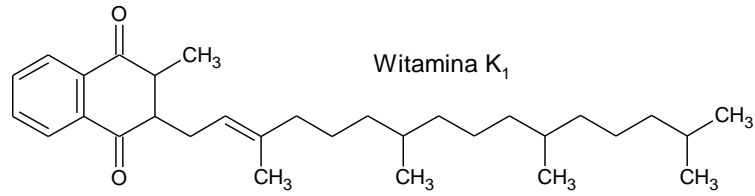


Witamina PP

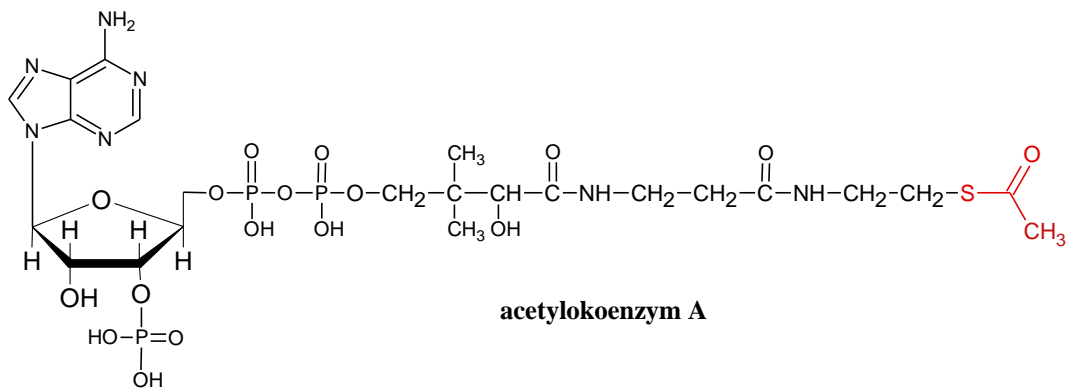
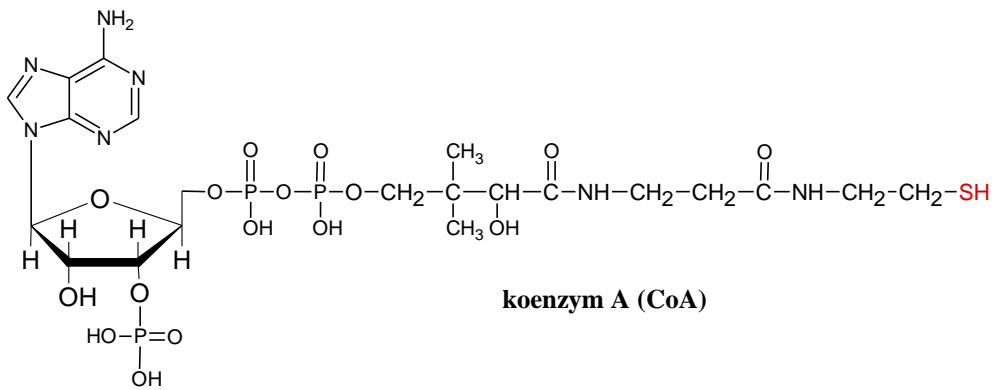


Witamina E (α - tokoferol)



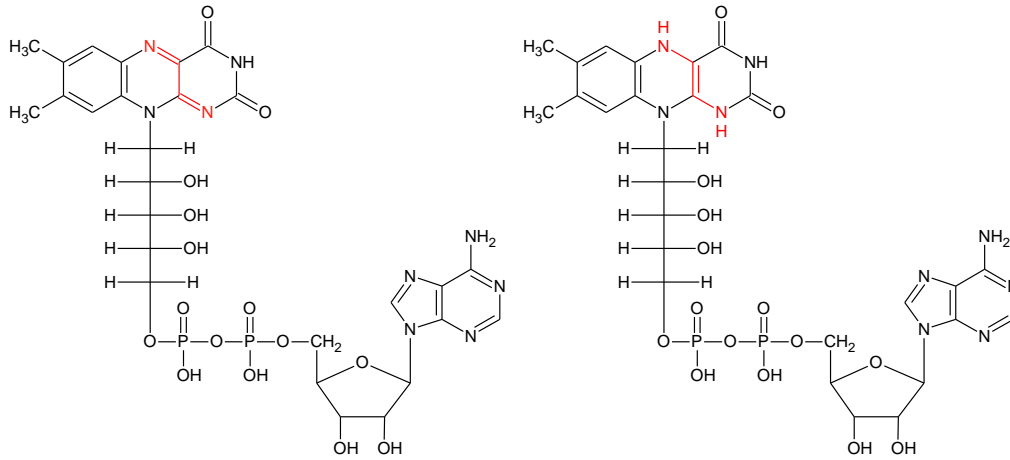


B. Koenzym A (CoA)

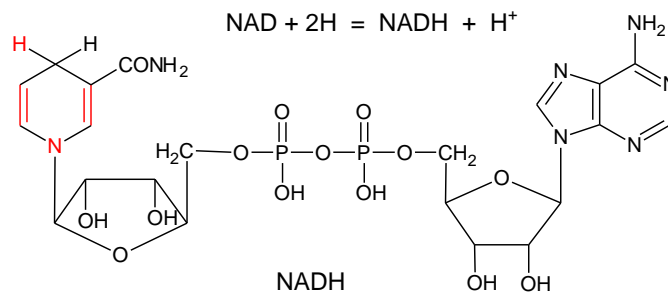
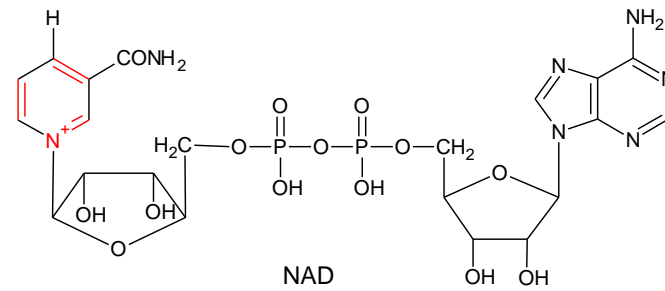




C. FAD, FADH₂

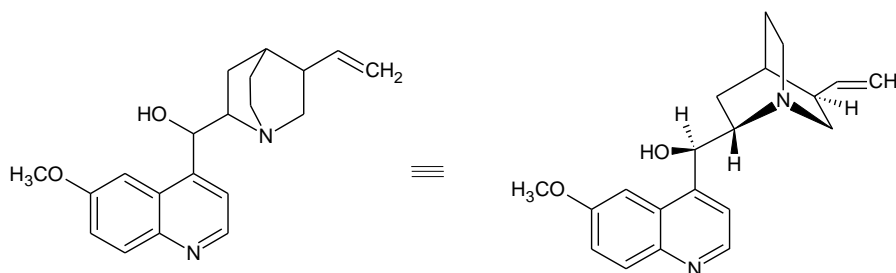


D. NAD, NADH



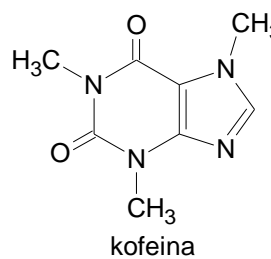
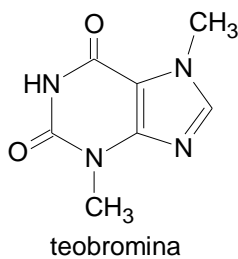
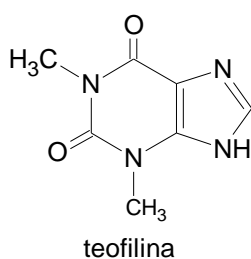


E. Chinina

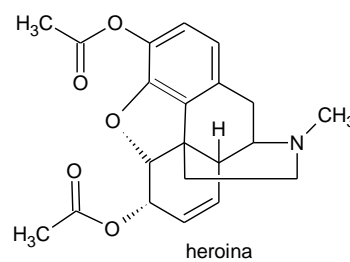
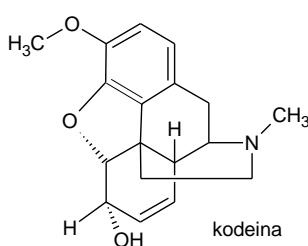
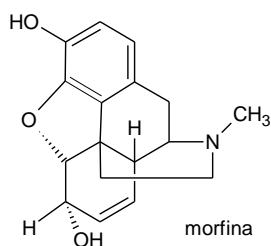


3. Struktury do rozpoznania (należy umieć rozpoznawać układ podstawowy w narysowanych pochodnych)

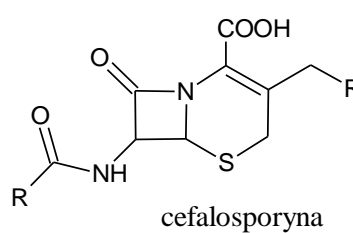
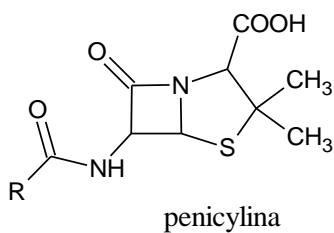
A. Pochodne ksantyny np.:



B. Morfina i jej pochodne:

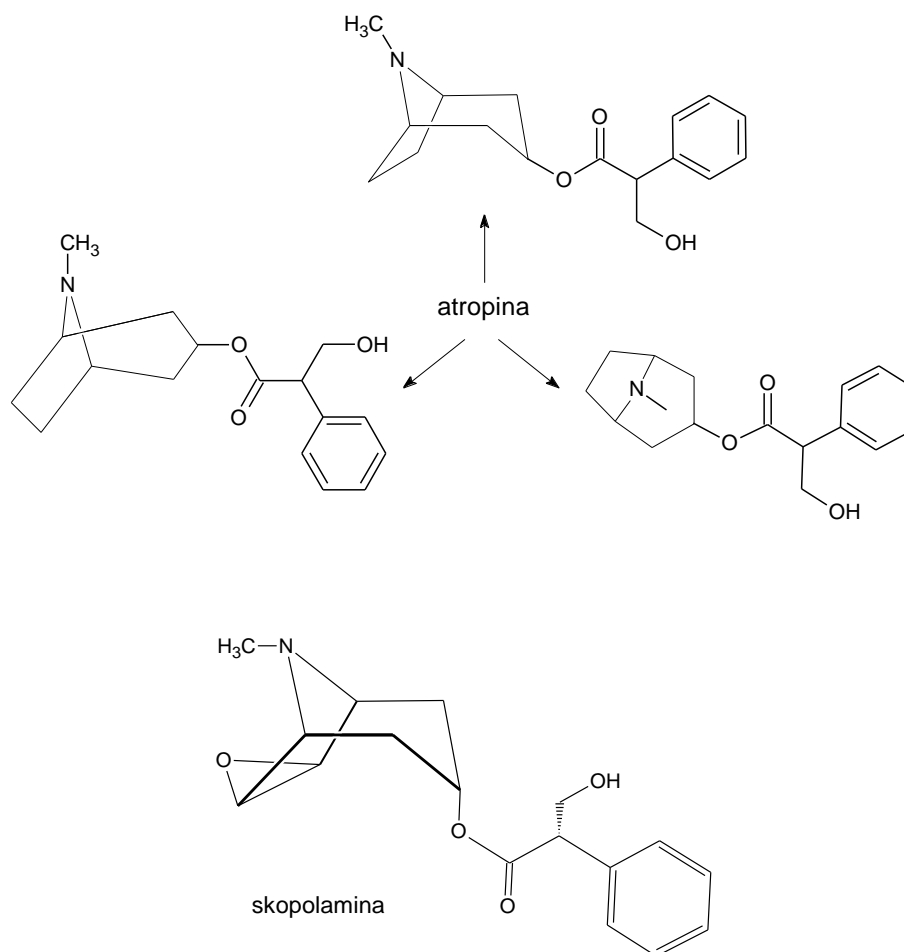


C. Antybiotyki:

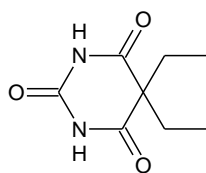




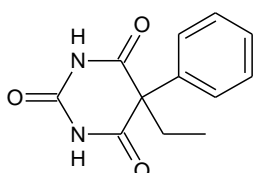
D. Pochodne tropanu:



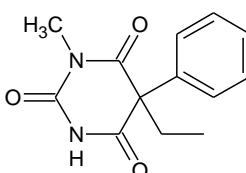
E. Pochodne kwasu barbiturowego np.:



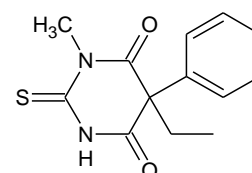
Barbital
(Weronal)



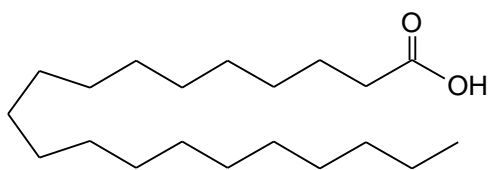
(Luminal)
fenobarbital



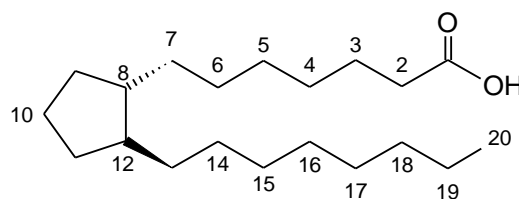
Prominal



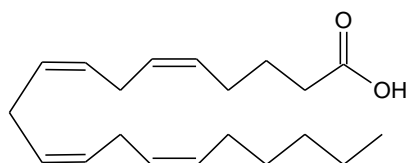
Tioprominal

**F. Prostanoidy (ikozanoidy, eikozanoidy)**

kwas ikozanowy



kwas prostanowy

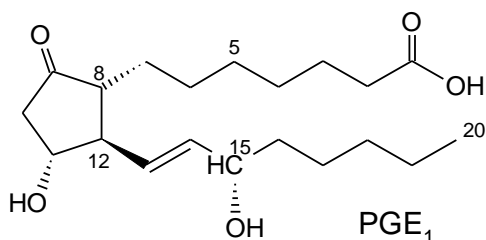
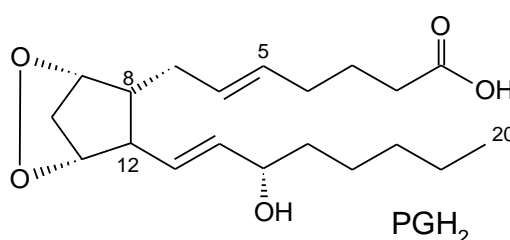


kwas arachidonowy

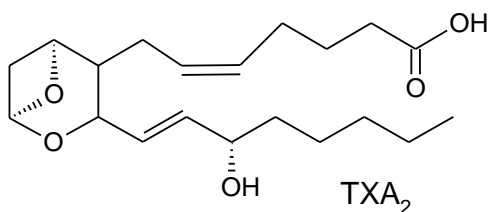
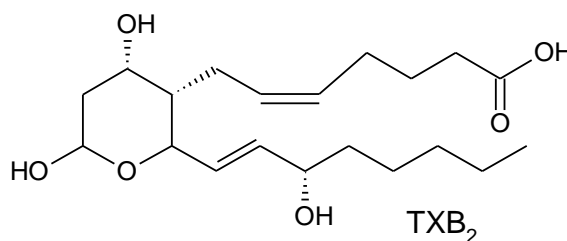
Prostaglandyny

Prostaglandyny (PG) różnią się między sobą obecnością i położeniem grup ketonowej i hydroksylowej oraz położeniem i ilością wiązań nienasyconych.

Prostaglandyny oznaczają się literami od A do H i cyframi, które oznaczają liczbę wiązań nienasyconych w łańcuchu np:PGA₂, PGE₁, PGH₂ np.:

PGE₁PGH₂**Tromboksany**

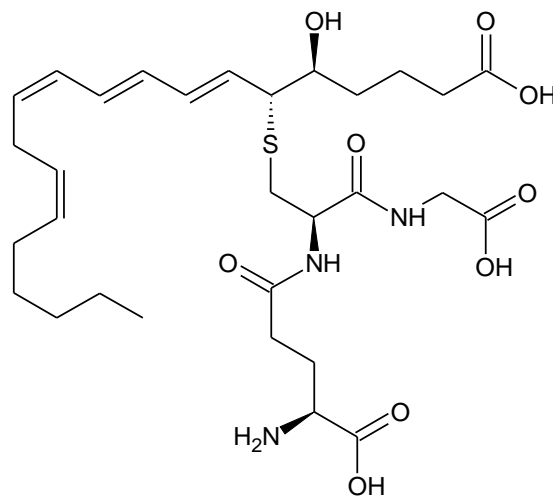
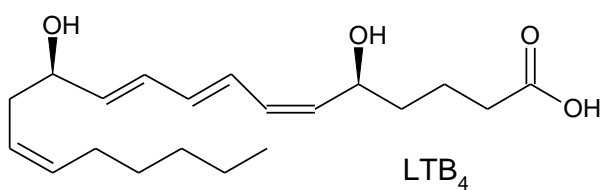
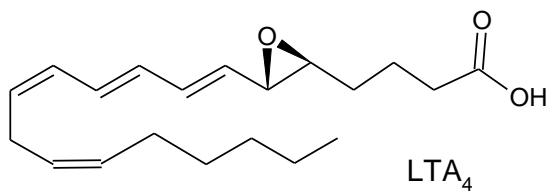
Pierścień tromboksanów (TX) jest sześcioczłonowy i zawiera atom tlenu. Wyróżnia się 2 postacie tromboksanów A i B

TXA₂TXB₂



Leukotrieny

Zawierają w strukturze 4 wiązania podwójne, z których 3 są sprzężone.



LTC₄ (leukotrien
cysteinylowy)